






FACTSHEET: ANIMAL HEALTH PROFESSIONALS AND OWNERS

DONKEY BODY CONDITION SCORE CHART

Accurate body condition scoring is a hands-on process for feeling the amount of muscle and fat that are covering the donkey's bones. Using this chart as a guide, feel the coverage over the bones in five specific areas listed below. Fat deposits may be unevenly distributed especially over the neck and hindquarters. Some resistant fat deposits may be retained in the event of weight loss or may calcify (harden). Careful assessment of all areas should be made and combined, to give an overall score. When deciding on the correct course of action following condition scoring, you might have to take into consideration the age of the donkey and any veterinary conditions they have. Aged donkeys can be hard to condition score due to lack of muscle bulk and tone giving thin appearance dorsally with dropped belly ventrally, while overall condition may be reasonable. If in doubt, get advice from your vet.

Condition score	Neck and shoulders	Withers	Ribs and belly	Back and loins	Hindquarters
1. Poor (very thin) 	Neck thin, all bones easily felt. Neck meets shoulder abruptly, shoulder bones felt easily, angular.	Dorsal spine and withers prominent and easily felt.	Ribs can be seen from a distance and felt with ease. Belly tucked up.	Backbone prominent, can feel dorsal and transverse processes easily.	Hip bones visible and felt easily (dock and pin bones). Little muscle cover. May be cavity under tail.
2. Moderate (underweight) 	Some muscle development overlying bones. Slight step where neck meets shoulders.	Some cover over dorsal withers, spinous processes felt but not prominent.	Ribs not visible but can be felt with ease.	Dorsal and transverse processes felt with light pressure. Poor muscle development either side of midline.	Poor muscle cover on hindquarters, hip bones felt with ease.
3. Ideal 	Good muscle development, bones felt under light cover of muscle/fat. Neck flows smoothly into shoulder, which is rounded.	Good cover of muscle/ fat over dorsal spinous processes, withers flow smoothly into back.	Ribs just covered by light layer of fat/muscle, ribs can be felt with light pressure. Belly firm with good muscle tone and flattish outline.	Can feel individual spinous or transverse processes with pressure. Muscle development either side of midline is good.	Good muscle cover over hindquarters, hip bones rounded in appearance, can be felt with light pressure.
4. Overweight (fat) 	Neck thick, crest hard, shoulder covered in even fat layer.	Withers broad, bones felt with pressure.	Ribs dorsally only felt with firm pressure, ventral ribs may be felt more easily. Belly over developed.	Can only feel dorsal and transverse processes with firm pressure. May have slight crease along midline.	Hindquarters rounded, bones felt only with pressure. Fat deposits evenly placed.
5. Obese (very fat) 	Neck thick, crest bulging with fat and may fall to one side. Shoulder rounded and bulging with fat.	Withers broad, bones felt with firm pressure.	Large, often uneven fat deposits covering dorsal and possibly ventral aspect of ribs. Ribs not palpable dorsally. Belly pendulous in depth and width.	Back broad, difficult to feel individual spinous or transverse processes. More prominent crease along mid line fat pads on either side. Crease along midline bulging fat either side.	Cannot feel hip bones, fat may overhang either side of tail head, fat often uneven and bulging.